


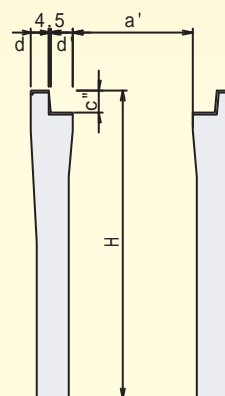
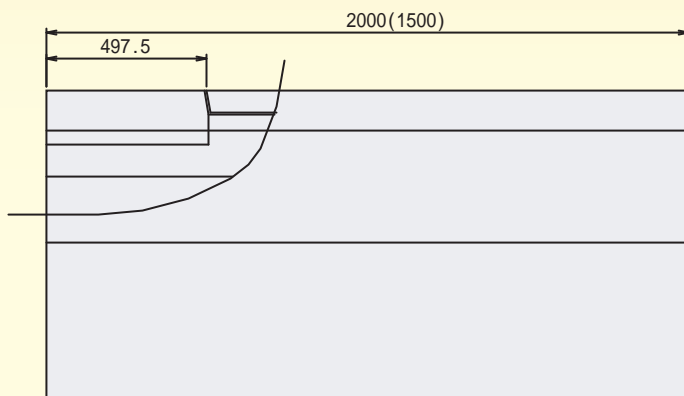
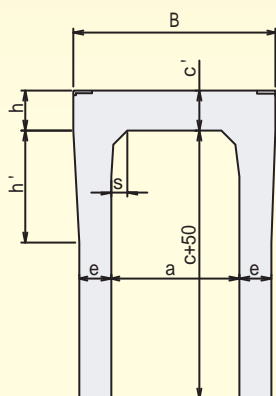

# V S側溝（横断用） 300~600

規格図

本体(水路幅 300~600mm)



横断走行



## 重量・寸法表

呼び名 (幅×深)	寸法 (mm)													参考質量(kg)		
	B	H	a	a'	c	c'	c''	d	d'	d''	e	h	h'	s	2.0m	1.5m
300 × 300	520	445	300	277	285	110	60	50.5	64	2.5	95	110	300	45	475	374
		545			385										550	431
		645			485										624	487
		745			585										780	605
		845			685										868	672
		945			785										957	739
		1,045			885										1,155	889
		1,145			985										1,257	967
		1,245			1,085										1,359	1,044
400 × 400	630	560	400	373	385	125	70	55.5	66	2.5	100	125	350	55	642	509
		660			485										721	569
		760			585										800	629
		860			685										971	759
		960			785										1,064	829
		1,060			885										1,157	900
		1,160			985										1,370	-
		1,260			1,085										1,477	-
		1,360			1,185										1,584	-
500 × 400	750	575	500	468	385	140	75	65.5	68	3.0	95	140	300	70	773	620
		675			485										861	687
		775			585										949	754
		875			685										1,038	820
		975			785										1,126	888
		1,075			885										1,331	1,043
		1,175			985										1,433	-
		1,275			1,085										1,536	-
		1,375			1,185										1,783	-
		1,475			1,285										1,899	-
		1,575			1,385										2,015	-
600 × 400	860	590	600	564	385	155	85	70.5	70	3.0	100	155	350	80	884	717
		690			485										977	787
		790			585										1,070	858
		890			685										1,163	928
		990			785										1,256	999
		1,090			885										1,349	1,069
		1,190			985										1,569	-
		1,290			1,085										1,676	-
		1,390			1,185										1,783	-
		1,490			1,285										2,045	-
		1,590			1,385										2,166	-
		1,690			1,485										2,287	-